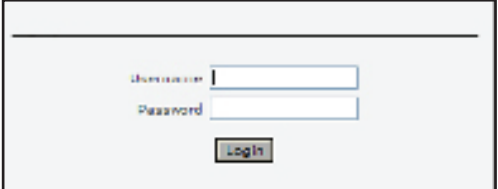


Quick Tips

Login as Administrator/Supervisor

1. Go to your Internet Browser.
2. Enter <https://secure.entertimeonline.com/ta/companyid.login>
3. You will see the screen in Example A.
4. Enter Username*
5. Enter Password**
6. Click on Login.

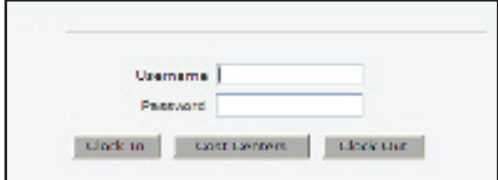
*Administrators have full access to the system.
Supervisors have limited access to the system.*

A screenshot of a web browser showing a login form. It has two input fields: "Username" and "Password". Below the fields is a "Login" button.

Example A

Employee punch in/out

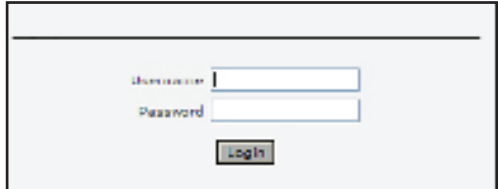
1. Go to your Internet Browser.
2. Enter <https://secure.entertimeonline.com/ta/companyid.login>
3. You will see the screen in Example B.
4. Enter Username*
5. Enter Password**
6. Click on appropriate button for desired task:
 - Clock In** - employee clocks in
 - Cost Centers**- employee transfers to another cost center or department
 - Clock Out** - employee clocks out

A screenshot of a web browser showing a login form with three buttons below the fields: "Clock In", "Cost Centers", and "Clock Out".

Example B

Employee viewing & editing time off

1. Go to your Internet Browser.
2. Enter <https://secure.entertimeonline.com/ta/companyid.login>
3. You will see the screen in Example C.
4. Enter Username*
5. Enter Password**
6. Employee will be able to view time sheet or edit personal time.

A screenshot of a web browser showing a login form with "Username" and "Password" fields and a "Login" button.

Example C

* Username is initial of first name and last name unless otherwise instructed by your Administrator/Supervisor.

**Default password is 123456. The system will prompt you to change the password when you first log in.

5640 Departure Drive • Raleigh, North Carolina 27616
Toll free: 1.800.298.0330 • Local: 1.919.872.4449
Fax: 919.850.0720 • sales@acrotime.com

www.acrotime.com